

# Autism SA's Elizabeth Office Accessibility Guide



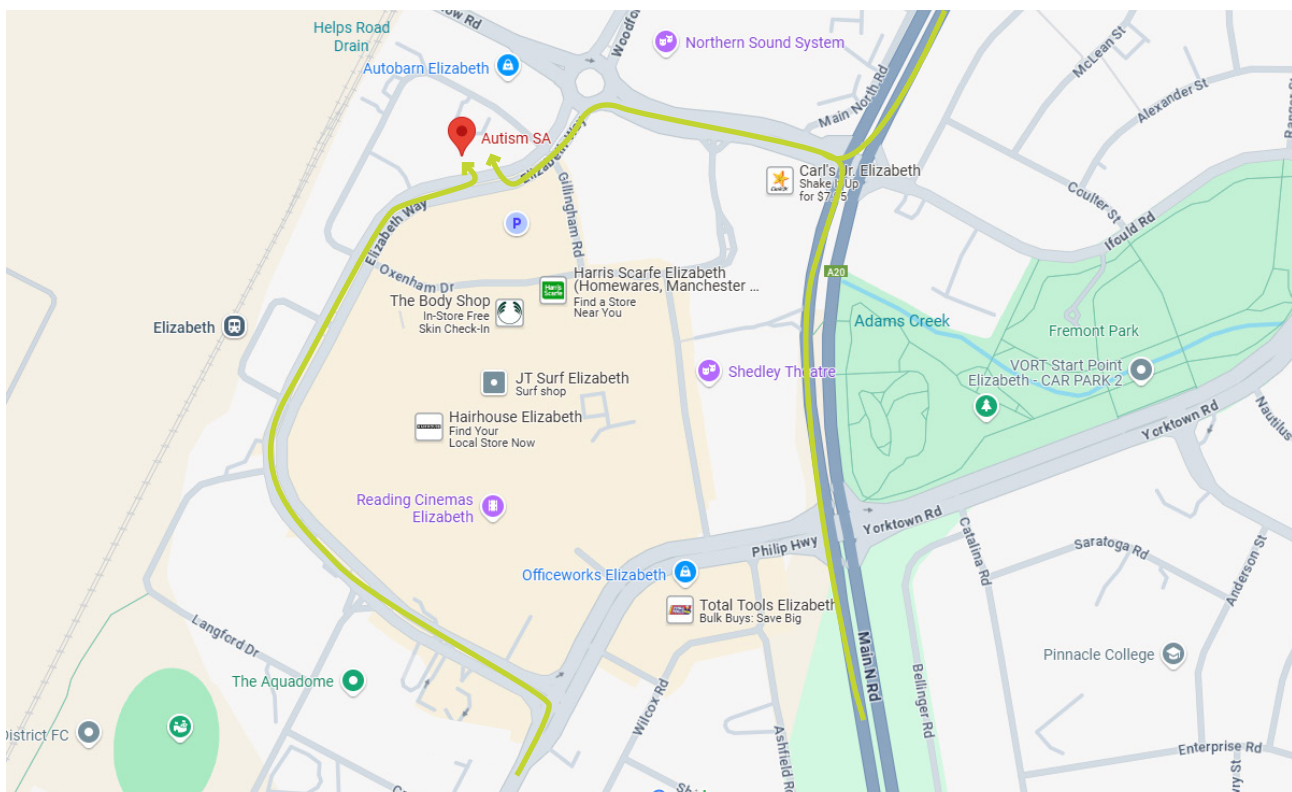
## Welcome to Autism SA's Elizabeth Office

At Autism SA we are committed to providing an inclusive and accessible environment for people visiting our space. This guide outlines key information to help people navigate to the Elizabeth Office and anticipate potential sensory, communication or physical barriers. If there are any barriers that you identify through reviewing our Accessibility Guide, we encourage you to discuss these with us.

## Getting to Autism SA's Elizabeth Office

Shop 1/57 Elizabeth Way, Elizabeth SA 5112

Autism SA's Elizabeth Office is located across from the Elizabeth City Centre. Please follow this guide to help you navigate to the office.



## Public transport

Bus stops and train stations are within 500 metres of the building.



Elizabeth Interchange (Outside Coles entrance) (300 metres)



Elizabeth station (400 metres)

For more information on how you can get to the Elizabeth Office visit: [autismsa.org.au/our-locations/](https://autismsa.org.au/our-locations/)

## Car parking

There are 10 parks in front of the Elizabeth Office available to park in.

If this car park is full please park roadside (2 hour limit) or at the shopping centre (3 hour limit).



Parking in front of the building.



The first park on the left is wider to support access vehicles.



## Arriving at the office

The office car park can be entered from Elizabeth way.



This is the front of the building.



Enter through the door on the right.

## Reception area

When you enter the building you will see a reception desk. If there is no one at reception please press the bell on the reception desk.


The staff at reception can help you sign in using the log in system, Sine system. You will need to communicate your name and why you are visiting Autism SA.




Reception area.



Bell on reception desk.



Chairs in reception area.



Waiting room.

Once you have signed in you can wait for a staff member to meet you.

In the reception and waiting area you may hear

- Door sounds (beeps, opening)
- Talking and movement of other people
- Typing / office environment sounds
- Radio with music playing

You might smell:

- Food
- Coffee and other drinks

Lighting includes:

- Fluorescent lights on ceiling

The floor is compacted carpet. The floor is an even surface. There are a range of seating options to choose from.

## Toilets


To access the toilets please ask a staff member for access. To get to the toilets, go down the hallway to the end and turn right.



Go down the hallway.



At the end of the hallway turn right.



Toilets are all gender toilets.

## Leaving the office

For client safety the doors are unable to be opened from the inside without pressing the exit button.



Exit through the door next to the bench.



Press the button and push the handle down to exit the office.

## Contact information

If you have any questions or require additional accommodations or adjustments based on this information, please contact us to discuss:

**Phone number:** 08 8379 6976

**Email:** [contactus@autismsa.org.au](mailto:contactus@autismsa.org.au)